



ASC-1200iD- 1200Lbs Double EM Locks w/LED



U-545- Mounting bracket for glass door- U Channel



ASC-1200iD - 1200Lbs Double EM locks w/LED, 12/24V, Nickel Plated



ZL-545- Mounting bracket - ZL for InSwing door

1200Lbs Double EM locks were designed to meet fire/life safety applications by providing an auxiliary locking mechanism that has no moving parts to bind or wear out for trouble free operation. This will ensure inhibited release at all times where they have become extremely prevalent in applications other than fire/life safety.

Suitable for access controlled & secure areas within building.

Standard Features



FAIL SAFE

Life Safety Applications



ZERO RESIDUAL MAGNETISM

No Residual



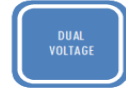
LOW POWER

Low Energy Consumption



LOW MAINTENANCE

Cost Savings



DUAL VOLTAGE

12/24V Selectable



MAGNETIC CONTACT

Door Status Monitoring

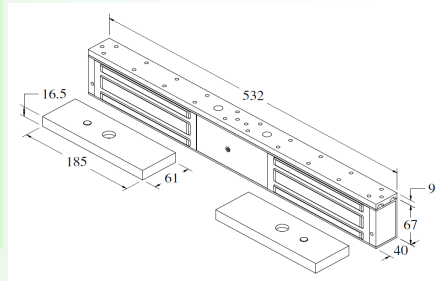
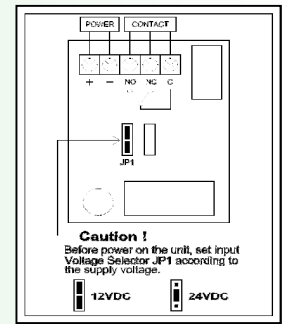
Extended Features

- Lock Status Monitoring
- Electroless Nickel (EN) Plated Armature Plate
- Anodized Aluminum Housing
- CE Compliance

Specifications

- Magnet size: 532x 67x 40 mm
- Armature size: 185x 61x 16.5mm
- Holding force: upto 1200lbs x 2
- Current drain: 420mA ± 10%/12Vdc / 210mA±10% 24 Vdc
- Temperature: (-10 to 55)°C (14 to 131)°F
- Weight: 9.3kg

Wiring Diagram



Ascendo Pte Ltd
 85 Playfair Road #06-02 Tong Yuan Ind Building
 Singapore 368000 Tel: 65 6741 1218
 Email: sales@ascendo.com.sg
 Website: www.ascendo.com.sg